



 Gli stabilimenti produttivi della Novofil si trovano nella zona industriale di Avellino e sono collegati con i porti di Napoli e Salerno e le principali autostrade e linee ferroviarie.

 Plants are located in the industrial area of Avellino and are very connected with Naples and Salerno ports and the main highways and railways lines.

 Les usines se trouve dans la zone industrielle d'Avellino est sont bien liée avec les port de Naples et Salerno et avec les principales autoroutes et lignes de chemin de fer.

 Los almacenes de producción están situados en el polígono industrial de Avellino, cerca de el puerto de Nápoles y Salerno de las principales autopistas y líneas ferroviarias.

 Die Fabrik befindet sich in der industrielle Zone von Avellino und ist verbunden mit dem Hafen von Neapel und Salerno und die




Variante Est Avellino - SS 7 bis - Km 306.900
83030 Manocalzati - Avellino - Italy

Tel +39 0825 675451
+39 0825 675452

Fax +39 0825 675164

info@novofil.it

www.novofil.it



L'azienda

La Novofil S.r.l. è uno dei maggiori produttori italiani di filo per saldatura sotto gas protettivo (Co2) e di alluminio. Da oltre 20 anni è protagonista dei più importanti mercati mondiali, garantendo alla propria clientela il più alto standard qualitativo ed un'elevata flessibilità per soddisfare le più svariate esigenze. Il nuovo stabilimento industriale di Manocalzati (AV), attrezzato con le tecnologie più avanzate, consente di realizzare maggiori volumi di produzione e di sviluppare la ricerca di nuove soluzioni nel campo del filo per saldare.

The company

Novofil S.r.l. is one of the major Italian manufacturers of welding wire under protective gas (Co2) and Aluminium. The company has been leader on the most important worldwide markets since 80's, guaranteeing to its costumers the highest quality standard and the maximum flexibility to meet the most various requirements. The new manufacturing plant, located in Manocalzati (AV) is equipped with the newest technologies, allowing a larger production capability and a continuous research to new solution in the welding field.

La planta

Novofil S.r.l. es uno de los majores fabricantes italianos de hilo para soldadura Co2 y Aluminio. Desde 20 anos que nuestra empresa es conocida en todos los mercados internacionales mas importantes y gracias a la excelente calidad de nuestros productos podemos satisfacer incluso a los clientes más exigentes. La nueva planta ubicada en el polígono industrial de Manocalzati (AV) utiliza avanzados sistemas tecnológicos que nos permiten subir el volumen de producción y buscar nuevas soluciones en el campo de la soldadura.

L'usine

La société Novofil S.r.l. c'est un des plus renommées fabricants Italiens du fil à souder sous gaz protecteur (Co2) et d'aluminium. Depuis 20 ans elle est protagoniste sur les plus importants marchés internationaux et garanti à toute sa clientèle la meilleure qualité et flexibilité de ses produits. La nouvelle usine située dans la zone industrielle de Manocalzati (AV) c'est équipée avec les plus avancés systèmes technologiques qui consentent de produire grandes quantités et au même temps de rechercher des nouvelles solutions dans le domaine du soudage.

Die Firma

Die Firma Novofil S.r.l. ist ein italienisches Unternehmen führend in der Herstellung und Vertrieb von Schweißdraht für das Schutzgasschweißen unter Co2 und Aluminium. Seit über 20 Jahren ist die Firma Novofil auf dem Weltmarkt tätig und garantiert der Kundschaft den höchstmöglichen qualitativen Standard und eine hohe Flexibilität um verschiedene Anforderungen der Kunden zu entsprechen. Unsere Produktionsanlagen in Manocalzati (AV) sind mit den modernsten technologischen Einrichtungen ausgestattet; diese ermöglichen uns ein hohes Produktionsvolumen und die Forschung nach neuen Lösungen im Bereich des Schutzgasschweißdrahtes.



SG 1	SG 2	SG 3																						
Standard TS 5618: SG 1 EN 440: G2 Si 1 DIN 8559: SG 1 AWS A5.18: ER 70 S-3	Standard TS 5618: SG 2 EN 440: G3 Si 1 DIN 8559: SG 2 AWS A5.18: R 70 S-6	Standard TS 5618: SG 3 EN 440: G4 Si 1 DIN 8559: SG 3 AWS A5.18: ER 70 S-6																						
Chemical Composition -% <table border="1"> <tr><th>C</th><th>Si</th><th>Mn</th></tr> <tr><td>0,07</td><td>0,85</td><td>1,2</td></tr> </table>	C	Si	Mn	0,07	0,85	1,2	Chemical Composition -% <table border="1"> <tr><th>C</th><th>Si</th><th>Mn</th></tr> <tr><td>0,07</td><td>0,85</td><td>1,45</td></tr> </table>	C	Si	Mn	0,07	0,85	1,45	Chemical Composition -% <table border="1"> <tr><th>C</th><th>Si</th><th>Mn</th></tr> <tr><td>0,07</td><td>0,85</td><td>min. 1,75</td></tr> </table>	C	Si	Mn	0,07	0,85	min. 1,75				
C	Si	Mn																						
0,07	0,85	1,2																						
C	Si	Mn																						
0,07	0,85	1,45																						
C	Si	Mn																						
0,07	0,85	min. 1,75																						
Mechanical Properties (TIG) <table border="1"> <tr><th>YS [N/mm²]</th><th>TS [N/mm²]</th><th>IS [ISO-V/40°]</th></tr> <tr><td>min. 420</td><td>500+640</td><td>min. 47]</td></tr> </table>	YS [N/mm ²]	TS [N/mm ²]	IS [ISO-V/40°]	min. 420	500+640	min. 47]	Mechanical Properties (TIG) <table border="1"> <tr><th>YS [N/mm²]</th><th>TS [N/mm²]</th><th>IS [ISO-V/40°]</th><th>EI [L_z-5D_z(e)]</th></tr> <tr><td>min. 460</td><td>530+680</td><td>min. 47]</td><td>min. 27</td></tr> </table>	YS [N/mm ²]	TS [N/mm ²]	IS [ISO-V/40°]	EI [L _z -5D _z (e)]	min. 460	530+680	min. 47]	min. 27	Mechanical Properties (TIG) <table border="1"> <tr><th>YS [N/mm²]</th><th>TS [N/mm²]</th><th>IS [ISO-V/40°]</th><th>EI [L_z-5D_z(e)]</th></tr> <tr><td>min. 500</td><td>560+720</td><td>min. 47]</td><td>min. 25</td></tr> </table>	YS [N/mm ²]	TS [N/mm ²]	IS [ISO-V/40°]	EI [L _z -5D _z (e)]	min. 500	560+720	min. 47]	min. 25
YS [N/mm ²]	TS [N/mm ²]	IS [ISO-V/40°]																						
min. 420	500+640	min. 47]																						
YS [N/mm ²]	TS [N/mm ²]	IS [ISO-V/40°]	EI [L _z -5D _z (e)]																					
min. 460	530+680	min. 47]	min. 27																					
YS [N/mm ²]	TS [N/mm ²]	IS [ISO-V/40°]	EI [L _z -5D _z (e)]																					
min. 500	560+720	min. 47]	min. 25																					
Description St 37.3 - St 52.3, HI, HII, WStE 255, 17 Mn4,19 Mn6, St 37.4 - 52.4, 35.8 - 45.8, StE 210.7 - 290.7 (TM), StE, WStE 255 -355, A-E, AH-EH, GS 38, 52 - Welding of thin walled parts - Root pass welding - For making galvanized coating - TIG welding of pipes	Description St 37.3 - St 52.3, 50.2 - 70.2, HI, HII, WStE 255, 17 Mn4,19 Mn6, St 35.0 - 52.0, 37.4 - 52.4, St35.8 - 45.8, StE, WStE 255 - 420, A-E, AH-EH, GS 38, 52 - Steel construction and machinery production - Welding of ships, boiler tanks, pipe parts - Welding of thin walled steels - Thin sheet welding in automotive industry	Description St 37.3 - St 52.3, 50.2 - 70.2, HI, HII, WStE 255, 17 Mn4,19 Mn6, St 37.0 - 52.0, 37.4 - 52.4, St 35.8 - 45.8, GS 38, 52 - Used for the same welding purposes as SG-2 - Its resistance is increased by Si-Mn - Low spatter although used under CO2 atmosphere - Excellent wire feeding capability																						

Welding Parameters and Dimensions	
Current type welding position 	Ø x l mm 1.6 x 1000 2.0 x 1000 2.4 x 1000 3.2 x 1000 0.8 (0.9) 1.0 1.2 (1.4) 1.6



NOV-Alu 5356 Al Mg 5	NOV-Alu 4043 Al Si 5																						
Standard AA 5356 UNI S - Al Mg 5 BS 2901 Pt. 4 5356 AFNOR AG 5 DIN - S Al Mg 5	Standard AA 4043 UNI S - Al Si 5 BS 2901 Pt. 4 4043A AFNOR AS 5 DIN - S Al Si 5																						
Chemical Composition -% <table border="1"> <tr><th>Si</th><th>Fe</th><th>Cu</th><th>Mn</th><th>Mg</th></tr> <tr><td>0.2</td><td>0.4</td><td>0.1</td><td>0.05-2</td><td>4.5-5.5</td></tr> </table>	Si	Fe	Cu	Mn	Mg	0.2	0.4	0.1	0.05-2	4.5-5.5	Chemical Composition -% <table border="1"> <tr><th>Si</th><th>Fe</th><th>Cu</th><th>Mn</th><th>Mg</th></tr> <tr><td>4.5-6</td><td>0.6</td><td>0.05</td><td>0.05</td><td>0.05</td></tr> </table>	Si	Fe	Cu	Mn	Mg	4.5-6	0.6	0.05	0.05	0.05		
Si	Fe	Cu	Mn	Mg																			
0.2	0.4	0.1	0.05-2	4.5-5.5																			
Si	Fe	Cu	Mn	Mg																			
4.5-6	0.6	0.05	0.05	0.05																			
<table border="1"> <tr><th>Zn</th><th>Ti</th><th>Be</th><th>Cr</th><th>Al</th><th>other</th></tr> <tr><td>0.1</td><td>0.06-0.12</td><td>0.0008</td><td>0.05-0.2</td><td>rem</td><td>0.15</td></tr> </table>	Zn	Ti	Be	Cr	Al	other	0.1	0.06-0.12	0.0008	0.05-0.2	rem	0.15	<table border="1"> <tr><th>Zn</th><th>Ti</th><th>Be</th><th>Al</th><th>other</th></tr> <tr><td>0.1</td><td>0.02</td><td>0.0008</td><td>rem</td><td>0.15</td></tr> </table>	Zn	Ti	Be	Al	other	0.1	0.02	0.0008	rem	0.15
Zn	Ti	Be	Cr	Al	other																		
0.1	0.06-0.12	0.0008	0.05-0.2	rem	0.15																		
Zn	Ti	Be	Al	other																			
0.1	0.02	0.0008	rem	0.15																			
Note: maximum value if not specified.	Note: maximum value if not specified.																						
Mechanical Properties (TIG) <table border="1"> <tr><th>Rm [N/mm²]</th><th>Rp 0,2 [N/mm²]</th><th>A [%]</th><th>Tf [°C]</th></tr> <tr><td>275 - 315</td><td>115 - 140</td><td>25 - 35</td><td>562 - 633</td></tr> </table>	Rm [N/mm ²]	Rp 0,2 [N/mm ²]	A [%]	Tf [°C]	275 - 315	115 - 140	25 - 35	562 - 633	Mechanical Properties (TIG) <table border="1"> <tr><th>Rm [N/mm²]</th><th>Rp 0,2 [N/mm²]</th><th>A [%]</th><th>Tf [°C]</th></tr> <tr><td>105 - 130</td><td>70 - 90</td><td>15 - 25</td><td>573 - 625</td></tr> </table>	Rm [N/mm ²]	Rp 0,2 [N/mm ²]	A [%]	Tf [°C]	105 - 130	70 - 90	15 - 25	573 - 625						
Rm [N/mm ²]	Rp 0,2 [N/mm ²]	A [%]	Tf [°C]																				
275 - 315	115 - 140	25 - 35	562 - 633																				
Rm [N/mm ²]	Rp 0,2 [N/mm ²]	A [%]	Tf [°C]																				
105 - 130	70 - 90	15 - 25	573 - 625																				
Wire Ø 0,80 - 0,90 - 1,00 - 1,20 - 1,60	Wire Ø 0,80 - 0,90 - 1,00 - 1,20 - 1,60																						
Note: mechanical properties of continuous cast redraw rod.	Note: mechanical properties of continuous cast redraw rod.																						
Description Welding wires and rods for TIG and MIG welding of Aluminium alloys with Magnesium content max 6%. This Magnesium alloyed Aluminium, thanks to its excellent corrosion resistance and its high mechanical properties are used in ship yards, car and railway industry.	Description A Silicon alloyed Aluminium welding wires and rods for TIG and MIG welding laminates, draw pieces, and casting of Al Si alloys with a Silicon content max 6%. Not suitable for anodising. This filler metal has excellent properties of smoothness.																						



Copper Free
the ecological welding wire

Copper Free is wire for welding under protective gases which strongly reduces the gas emissions in the working environment to is cleaning process. The wire surface is, in fact, removed from carbon residual elements, calcium and sodium stearates and from oil and grease, allowing a perfect consistent adhesion and a good bonding of the wires coating.

Advantages

- Smooth feed through the torch liner
- Stable arc voltage with consequent homogeneity of the weld beads
- No fumes due to low impurities
- Increased performance at high amperages
- Less polluting of the working environment

Packaging

- D100 700gr -1kg
- D200 5kg
- D300 15 - 20kg
- S300 sandwik 15-18kg
- K300 15 - 18kg

Standard pack - 50kg
 Standard pack - 100kg
 Standard pack - 250kg
 Standard pack - 350kg
 Standard pack - 450kg
 Eco pack - 250kg

Pallet

Dimension	No. Boxes	Weight kg (15 kg reels)	Height cm
93 x 93	2 VIE	1080	94
120 x 80	4 VIE	750	74
120 x 80	4 VIE EUR	840	74
120 x 93	4 VIE	1080	74
72 x 93	4 VIE	1080	124

Instructions

Accessories

- PLASTIC DOME FOR 250 KG DRUM Diameter 510 mm
- FLEXIBLE HOSE connecting the dome to the welding unit internal diameter: 3,5 and 5,5 mm - length: 3,5 and 5,5 m - On request, it is also available in the following size:
- FILLET FOR CONNECTION HOSE

Description

- Drum
- Cover
- Internal pierced cone
- Stick
- Wire
- Nut
- Lock nut
- Liner

Directions for use

- Let the wire crossing the cone from the internal after removing the stick lock cone;
- Unwind the wire for some metres, pierce the middle of the cover, put the nut on little hole from the outside and the lock nut from the inside;
- Fix the liner on the nut and fush wire in the nut/liner before closing the cover.

Eco-pack

- Ecologic because it is completely recyclable
- Easy handling packing (each drum on a mini-pallet)
- Innovative winding of wire
- No wire crossing

Advantages

- No need plastic dones
- Wire without torsion and helix
- Regular slide in the nozzle (increase life of the nozzle)
- Storage optimization

Accessories

- Conduit of min 5,5 mt
- Connection kit

Warning